




KIDS COUNT in Delaware Issue Brief



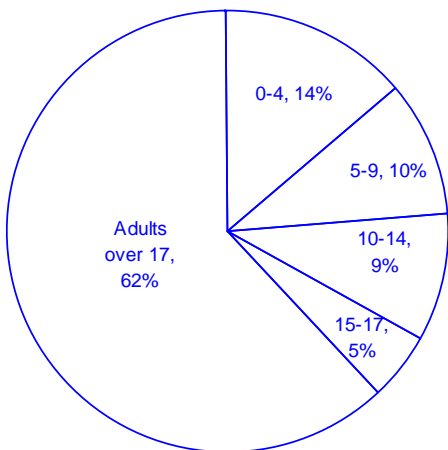
Delaware's Hispanic Children & Families Winter 2009

Delaware is becoming a progressively diverse state due to an increased growth in our population of individuals from a variety of Hispanic cultures. Between 2000 and 2007, the total Hispanic population in Delaware increased by 50.1%, much faster than the national rate of 28.8%. In order to identify and address the needs of this rapidly growing segment of our state's population, a "Delaware Hispanic Needs Assessment" was completed in 2008 for the Governor's Consortium on Hispanic Affairs. The Consortium contracted with Bendixen & Associates to conduct this comprehensive study of Delaware Hispanics including: a statewide survey of over 800 Hispanic adults, in-depth interviews with community leaders and focus groups with community members. Results of this research as well as data from other sources are presented in this issue brief, portraying Hispanic children and families in DE.

Counting the Kids: Delaware's Hispanic Demographics

2007 Hispanic Population Estimate and Age Distribution, Delaware

| | |
|------------------------------|--------|
| Delaware Hispanic Total | 57,276 |
| Total Hispanic Children 0-17 | 22,003 |
| Hispanic Children 0-5 | 8,205 |
| Hispanic Children 6-9 | 5,908 |
| Hispanic Children 10-14 | 5,097 |
| Hispanic Children 15-17 | 2,793 |
| Hispanic Adults over 17 | 35,273 |

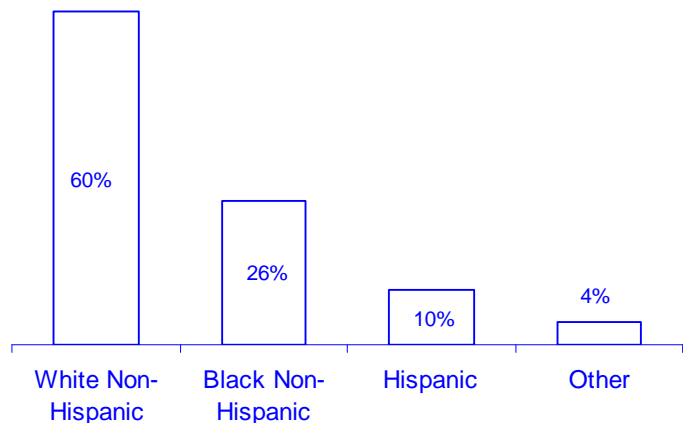


Source: U.S. Census Bureau, Population Division
 Note: Persons of Hispanic origin may be of any race.

As a percentage of Delaware's child population, the percentage of Hispanic children have increased incrementally over time. Hispanic children accounted for:

- ★ 2% of Delaware's children in 1980 ★
- ★ 3% of Delaware's children in 1990 ★
- ★ 7% of Delaware's children in 2000 ★
- ★ 10% of Delaware's children in 2007 ★

2007 Delaware Child Population by Race & Hispanic Origin



Source: U.S. Census Bureau, Population Division
 Note: Persons of Hispanic origin may be of any race.



A Pivotal Group Hailing from Many Lands

More than half (58.6%) of the respondents to the Delaware Hispanic Needs Assessment indicated living in households **with at least one child under age 18**. While the study did not directly study Hispanic children, this information on adults living in households with children can provide insight as to the current status of Delaware’s youngest Hispanics based on the feedback from their family members. Specifically, of the respondents living in a household with at least one child:

- ★ Around two-thirds (66.2%) live in New Castle County
- ★ Over 45 percent (45.7%) have household incomes of less than \$20,000 per year
- ★ About a third (32.8%) are unemployed
- ★ More than half (54.8%) are not proficient in English
- ★ Over 57 percent (57.4%) have a driver’s license
- ★ Thirty seven percent do not have a high school diploma
- ★ Over 56 percent do not have access to health insurance

Source: Ruggiano, N. (2008). Governor’s Consortium on Hispanic Affairs Supplemental Report: A Needs Assessment of Delaware Hispanics. Newark, DE: Author. Available at www.delcf.org.

Today’s immigrants contribute to U.S. economic growth just like our immigrant forefathers. Our state’s and our nation’s successful future growth reflects welcoming productive workers from throughout the world who will contribute to our economic well-being and who will provide additional opportunities for our grandchildren. Indeed, we have a common future, one where aging baby boomers will increase in proportion to the number of working-age people and our economy will thrive based on the merits of this new workforce.

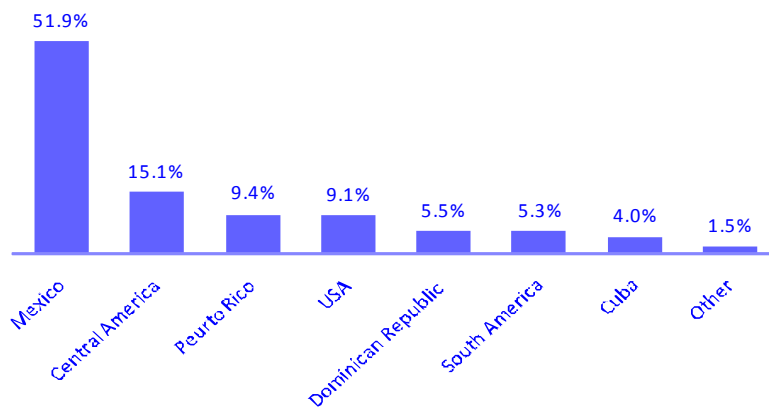
Children in immigrant families are defined as children under age 18 who are foreign born or who have at least one foreign born parent, regardless of citizenship status or year of arrival in the United States. Most, but not all Hispanic children in Delaware are immigrants– that is, the child or at least one parent is foreign born. At the same time, the majority (but not all) of Delaware’s immigrants are Hispanic.




A recent report by the Migration Policy Institute ranked Delaware 1 out of 51 for the percent change in our foreign-born population between 2000-2006. Specifically, between 2000 and 2006, the foreign-born population in Delaware changed from 44,898 to 68,722 representing a change of 53.1 percent.*

* Not all foreign-born individuals are of Hispanic origin. However, the largest share of the foreign-born population in Delaware were from Latin American countries (South America, Central America, Mexico & the Caribbean).

Country of Birth for Hispanic Adults With Children under age 18 at Home Delaware, 2008



Source: Ruggiano, N. (2008). Governor’s Consortium on Hispanic Affairs Supplemental Report: A Needs Assessment of Delaware Hispanics. Newark, DE: Author. Available at www.delcf.org.

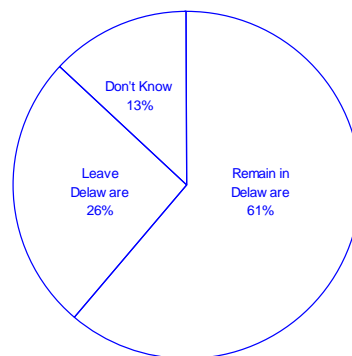


Hispanic Families Rooted in Delaware

In May of 2007, Dr. Audrey Singer of the Brookings Institute testified before a congressional subcommittee on “The Impact of Immigration on States and Localities.” In her remarks, she noted, *“The swiftness of the influx in areas that historically have not accommodated large numbers of immigrants has caused social and economic stress. Especially in rural areas, small towns and suburban areas, the institutional structures that could assist in the integration of immigrants—both community and governmental—are insufficient or nonexistent. Local leaders are grappling with the costs to institutions where immigrant newcomers have the greatest impact, such as schools, hospitals and public safety departments.”* Dr. Singer continued on to discussions of immigrant integration. Specifically, she highlighted how the process involves and affects not only immigrants, but also the established residents of both minority and majority populations.

According to the U.S. Census Bureau, Hispanics (at 2.3 per family) are the only subgroup of our population producing the number of children per family necessary to keep the nation’s population stable. While long-term population declines ease pressure on scarce natural resources, those same declines create additional economic pressures as the ratio of working age people to those dependent on them (children & elderly) shifts.

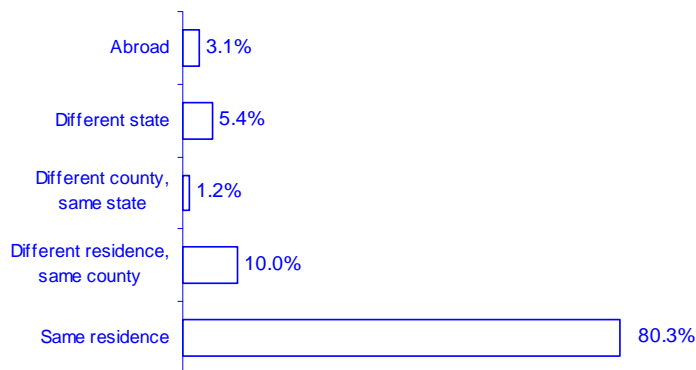
DE Hispanics’ Plans for Future Residence



Source: Bendixen & Associates (B&A). (2008). Report to the Governor’s Consortium on Hispanic Affairs: Delaware Hispanic Needs Assessment. Coral Gables, FL: Author. Available www.delcf.org.

Geographic Stability of Delaware Hispanics

Place of residence one-year prior, 2006




Source: U.S. Census Bureau, 2007 American Community Survey

Hispanics in Delaware are invested in communities throughout our state. Like many of our other residents, Hispanic Delawareans as a group work hard, pay taxes, renew neighborhoods, open businesses and otherwise contribute to local economies throughout Delaware. Newcomers strive to learn English and bring with them a strong faith and a belief in the importance of family. Hispanic Delawareans are not a highly migratory or transitional group of people. The 2007 American Community Survey found that 90.3% of Hispanic Delawareans lived in the same county as one year prior and of this, 80.3% lived in the same residence.



Speaking English

Breaking Through Linguistic Isolation English Proficiency Among Hispanic Adults, Delaware, 2008



Source: Bendixen & Associates (B&A). (2008). Report to the Governor's Consortium on Hispanic Affairs: Delaware Hispanic Needs Assessment. Coral Gables, FL: Author. Available www.delcfa.org.

When adults in a family are not fluent in English, families are considered to be linguistically isolated. Linguistic isolation contributes to economic barriers and impacts parents' ability to communicate effectively with their children's teachers and health care providers. Access to English-language classes for adults can help to reduce linguistic isolation for children. A recent analysis of Census 2000 data by Child Trends and the Center for Social and Demographic Analysis, University at Albany, SUNY reports that 19.3% of Delaware's children in immigrant families are living in linguistic isolation.

"We have to facilitate learning English. This is not a culture that seeks to be isolated— these people want to fit in and language is the first step toward doing that."
— *Non-profit leader**

* As reported in Delaware Hispanic Needs Assessment

English Language Learners (ELLs) in Delaware Schools

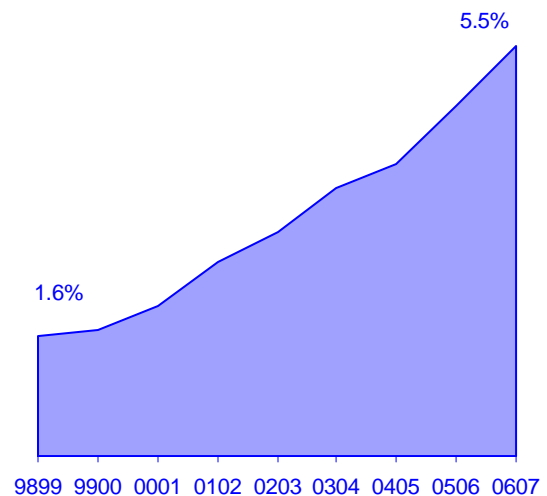
In the 2006-07 school year, 66 different languages were reported spoken by English Language Learners (ELLs) in Delaware's schools. The majority (78%) of ELLs reported Spanish as their primary language, followed by Spanish Creole at 4%. No other language was spoken by more than 2% of the ELL group.

English Language Learner (ELL) programs in Delaware schools play a critical role in helping immigrant children to transition to the culture of our state & the U.S. and in providing an education that supports academic success for children with a primary language other than English. New Castle County serves more than two-thirds (68%) of ELL students in the Delaware school system. Kent County serves 12.2% and Sussex County serves 19.1%. Charter schools throughout the state account for an additional 0.7% of ELL students in Delaware.

ELLs & Delaware's State Testing Program:

In 2005-06, the percentage of English Language Learners (ELLs) meeting or exceeding the reading standard was 75% for those in grade 3 and 25% for those in grade 10. These percentages are lower than those for non-ELLs in both grades. ELLs also scored poorer than non-ELLs in math and writing.

English Language Learner Students in DE Schools as a Percentage of Total Enrollment, 1998-99 thru 2006-07 School Years



Source of all ELL data: Delaware Department of Education



A Multi-Cultural Educational Opportunity

“We need to promote the value of education and look at ways to strengthen the family unit so the support that the children need is provided. We have to start with parent literacy and be creative about ways to allow the parents to be involved in the children’s schools.”

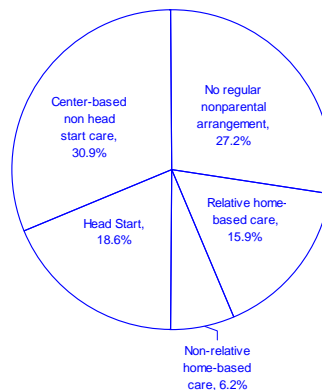
- *Private sector leader**

* As reported in Delaware Hispanic Needs Assessment

Odds that a child will succeed in school and in life improve with the availability of/access to high-quality early learning opportunities. Research shows that offering linguistically and culturally competent, high-quality early childhood programs can improve educational outcomes for cultural and linguistic minority children. However, nationwide, Hispanic children are less likely than their non-Hispanic peers to attend early childhood programs.

Early Care & Education

Primary care arrangement of Hispanic 4 year olds, by type of arrangement, U.S. School year 2005-06



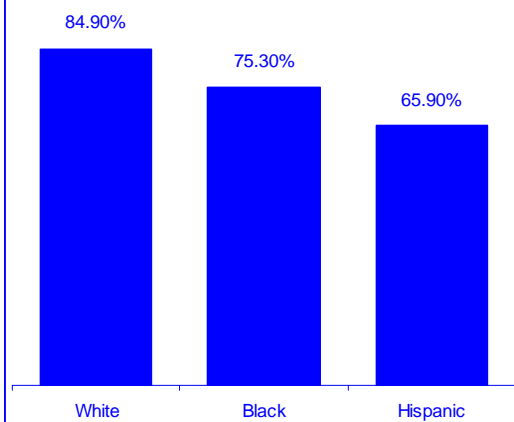
Source: National Center for Education Statistics, 2005 National Household Education Survey

“Children do well when their families do well, and families do better when they live in supportive communities.”

— *Annie E. Casey Foundation*

Graduation Rates

June graduates compared to the 9th grade class four years ago according to NCLB* definition, Public School Students in Delaware, 2006/07 school year



*NCLB– No Child Left Behind

Source: Delaware Department of Education

Hispanics are more likely to dropout of high school than their non-Hispanic peers. This is particularly concerning given that over a lifetime, a high school dropout earns, on average, about \$260,000 less than a high school graduate and about \$1 million less than a college graduate.

While Hispanic students enhance the diversity of Delaware’s public schools, data from the Department of Education show that they experience significant achievement gaps. For instance, when examining the annual Delaware State Testing Program (DSTP) scores, we find that across all test subjects, Hispanic ethnicity and English Language Learners (ELL) are both associated with low testing scores.

Preparing A Competitive Work Force

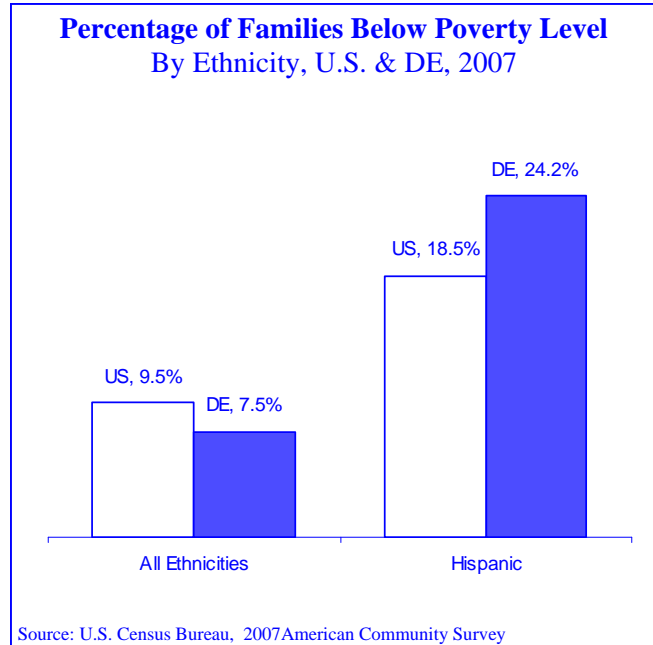
Strong language skills in multiple languages are an educational asset as well as an **economic asset** for individuals and communities. The 2007 American Community Survey reports that among Delaware children ages 5-17 who speak Spanish or Spanish Creole, 73.9% also speak English “very well.”





Economic Opportunity for Hispanic Delawareans

Ensuring family economic security may be the single most important thing we can do to have a positive influence on our children’s future, which directly relates to the future well-being of our communities, our state and our nation. According to the 2007 federal poverty guidelines, a family of three must make less than \$16,705 annually to be considered in poverty. Low family incomes are often associated with low levels of educational attainment and may also be due to parental limited English proficiency. The ability to speak English seems to play a large role in Hispanics’ ability to succeed economically as well as educationally in Delaware. The Delaware Hispanic Needs Assessment found that slightly over half (55.6%) of Delaware Hispanics reported speaking only or mostly Spanish. With respect to economic opportunity, the study found that English language learners were more than twice as likely as their English proficient peers to earn less than \$20,000 per year (62.6% vs 31.2%).



Poverty burdens U.S. society and robs it of some of its productive potential.
—Center for American Progress

Economic status of DE Hispanic Families

Results from the Supplemental Report of the Delaware Hispanic Needs Assessment show that for respondents who have children in the home:

- ★ 55.3% don’t earn enough* to support their family ★
- ★ 73.0% have households incomes below \$30,000 ★
- ★ 40.9% have household incomes below \$20,000 ★
- ★ 93.8% are interested in taking English classes ★
- ★ 89% are interested in job training ★

* Responses are based on the respondent’s perception of their earnings- not an analysis of their income

“Education is the key to success.”
- Non-profit leader*

“There need to be more economic opportunities with access to good jobs that pay a living wage.”
- Public sector leader*

“Businesses and government should recognize the value of bilingual Hispanic employees and properly compensate them for the value they add.”
- Educational leader*

* As reported in Delaware Hispanic Needs Assessment

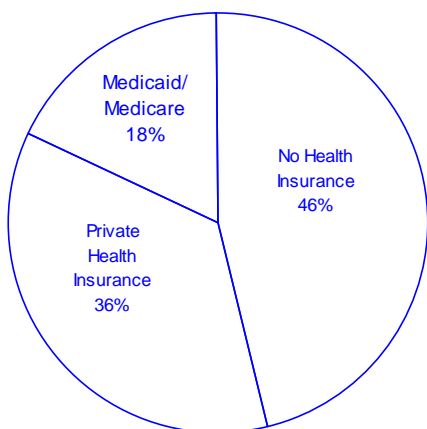
The Delaware Child Poverty Task Force

In August of 2007, the Delaware Child Poverty Task Force was created by Executive Order. This task force was charged with creating a plan for reducing child poverty in Delaware by 50% within ten years. Recommendations for how Delaware can achieve this goal will be made in the spring of 2009. More information about the Task Force, please go online to <http://kids.delaware.gov/cptf>.



The Health & Well-Being of Delaware's Hispanic Children

Health Insurance Status of Delaware Hispanic Adults, 2008



Source: Bendixen & Associates (B&A). (2008). Report to the Governor's Consortium on Hispanic Affairs: Delaware Hispanic Needs Assessment. Coral Gables, FL: Author. Available www.delcf.org.

Children with health insurance, whether public or private, are more likely than children without insurance to have a regular and accessible source of health care. Improved access to effective health care means improvements in the child's health status over time, which can positively affect the child's life. According to the Kaiser Family Foundation, Hispanic children nationwide are less likely than other children to have health insurance coverage. Researchers speculate that a lack of awareness of eligibility, language barriers, enrollment problems and fear of repercussions for using public funded insurance may partially explain why more Hispanic children are uninsured. Additional barriers may include ineligibility due to non-citizenship status and Hispanics' lower likelihood to work for employers who offer health insurance.

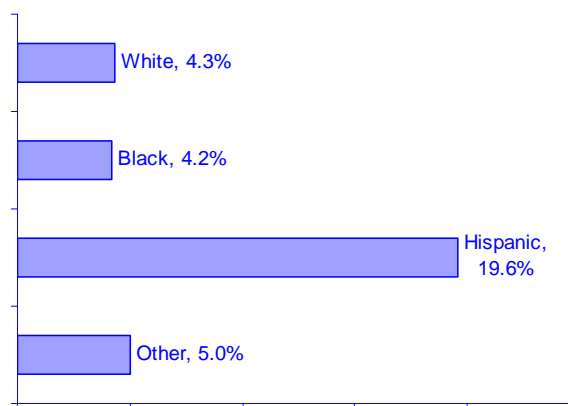
Hispanic children are less likely than non-Hispanic children to receive a well-child check up.

—*Child Trends Data Bank*

Similar to other minority groups, Hispanics experience health disparities in relation to rates of morbidity, mortality and risk factors for some diseases. Although there are some positive health trends in the Hispanic community (for example- in Delaware, the rate of babies born at low birth weight for Hispanics is lower than the rate for any other subgroup), there are still many key health issues within Delaware's Hispanic community that are concerning.

DID YOU KNOW? Generational status (when family arrived in the US) also affects health outcomes. Research has found that overall health of the Hispanic population declines over time. In other words, first generation Hispanics are healthier in relation to their instances of diabetes, high blood pressure, asthma and heart disease. However, later generations perceive their health to be better overall.

Percentage of Uninsured Delaware Children By Race/Ethnicity, 2003



Source: 2003 National Survey of Children's Health

According to the CDC, since 1980, obesity rates for children in the US—irrespective of sex, race, ethnicity, socioeconomic status, education level or geographic region—have tripled to reach a high of 16%. However, disparities can be found among racial/ethnic groups, including Hispanic adolescents, where 25.6% were likely to be obese (versus 16.9% for white & 17.2% for black adolescents).

